

VES MATIC 5






Italian design meets artificial intelligence



Fully automated modified Westergren method ESR system.
Directly in full blood count test tubes

DIESE
DIESE

Ease of use

-  Modern and interactive Graphic User Interface
-  Continuous and random access loading of any kind of cell counter racks
-  Fluid workflow with no interruptions
-  Up to 18 racks simultaneously on board
-  Repositioning of the test tubes in the original cell counter rack



Improved performances

- ✓ Newly developed calculation algorithm based on the analysis of the sedimentation kinetic
- ✓ Dedicated method for pediatric/low volume (0,5 ml) samples
- ✓ Test performed at controlled room temperature in accordance with international guidelines
- ✓ Artificial Intelligence-based recognition of lipemic, hemolyzed, coagulated and mislabeled samples *
- ✓ IoT with internal cameras for advanced remote assistance

Maximum operator safety and protection

- No manipulation of samples
- No consumption of blood sample
- No production of potentially infectious liquid waste
- Maintenance-free


*coming soon

DIESESE



Technical specs

Mains Voltage	Europe: 230Vac@50Hz;Usa/Canada: 110-120Vac@60Hz
Electric Power consumption	420VA
Fuse	Block 2 x 5,0 AT (Delayed) (5 x 20 mm) UL
Dimensions (mm)	850(W) x 750 (H) x 830 (D)
Weight	70 Kg
Temperature Range	Operating: +15 to +35°C ; Storage + 5°C to + 45°C
Humidity Range	20% to 80% without condensation
Central Unit	Quad core ARM Cortex A-53 CPU, 16 GB eMMC, 4 GB RAM
Display	19" Full HD (1920x1080) LCD with PCAP Touch Screen
Peripheral Control	Based on Everex Distributed Control System with Peripheral Motor Driver Boards
Operating system	Linux
Analysis Module	89 Positions for the Sample Tubes
Sample Loading	Up to 18 Racks for the most common Cell Counter
Throughput	190 samples per hours. First result after 28 minutes
Walk away mode	Supported
Continuous Loading	Supported
Sample Mixing	180° Multiple Tube Rotations
Analyzed Sample Collection	Placed back onto the original Loading Rack
LIS Connection	Multiple Protocols available: ASTM / Proprietary
Remote Diagnostics	Available through Ethernet Connection.
Printer	Alphanumeric with thermal paper wide 58mm, 36 characters per line, speed 20mm/sec.
Imaging system	2 High Resolution Cameras for Sample Identification and Analysis; 1 standard camera for Internal Inspection.
Image Processor	Dedicated Quad Core CPU with integrated GPU for Real Time HD Image Processing of Samples.
Interfaces	2 x RS232C, 2 USB Host, 1 USB Client, Ethernet
Protection category	CLASS I
Safety Standard	EN 61010-1, EN 61010-2-081, EN 61010-2-101
EMC	EN61326-1
Installation Category	II



DIESESE

www.diesse.it

DIESESE Diagnostica Senese Spa
Progetto di ricerca e sviluppo denominato UNICUM e CLIA
n.F/130077/01/X38 co-finanziato dal POR FESR Toscana 2014-2020



Regione Toscana

